

myRobot[®] C E N T E R

Der Spezialist für Roboter in deinem Zuhause

Mit einem Klick zum Online-Shop



myRobotcenter.at



myRobotcenter.de




myRobotcenter.ch



myRobotcenter



Firmware update




Plugging in the USB flash disk,



Long press  for 3 seconds




Sound a "din-" 
Automatic enter the self check program.
All lamps are lighting, then go out .



Rolling flashing

Firmware updating




Sound a "din-" 
Then pull out the USB flash disk when show "USB".




Rolling flashing

Firmware installing



If firmware updating successful ,sound a "din-" it will enter the PIN page 



If firmware updating not successful , Show "ERRO" flashing and sound a "din-din , din-din, din-din" .
Landxcape automatic  restarting with old firmware .

Save the latest firmware to an empty FAT32 formatted USB (flash drive) the software update is downloaded as a zipped file. You will need to unzip or extract it before proceeding.